













Elementary Student Brief Summary of the
Technology Responsible Use Guideline (TRUG)

1. The digital device must be used only for school-related activities.
2. Close or put away the digital device in a safe place when you eat, drink, or will be away for a while. Leaving it outside on a bench or on the ground next to your backpack is not a secure place. Charge your device to be used the next school day. Make sure your power cord is not stretched across the floor. This can cause someone to trip or the device to fall off a table. Use a case or bag with your device and keep it dry at all times.
3. Do not share your name, home address, email address, phone number,, and any information about you with others on the Internet or on Social Media - like Facebook, Instagram, Snapchat, and the other outlets. Do not give out your password to anyone (even your best friend) other than your parents or guardian.
4. Never send a picture of yourself to anyone without the permission of your parents or guardian.
5. You may connect to the school's Internet when you have permission from a teacher or your parent/guardian when not at school. A teacher or school staff member will supervise and monitor the student using the Internet in school.
6. Open and look at any files or data that only belong to you, or that your teacher asks you to view.
7. Click Copy, Download, Accept, Launch, Join, Like, and other Internet buttons and websites only if your teacher tells you it's okay to do so.
8. Copying information from the Internet and not referencing the source in your work is called plagiarism. Plus, the Internet information may not be true.
9. Never meet in person with anyone you met on the Internet without first checking with your parents or guardian. If someone from the Internet or Social Media asks to meet you, tell your parents or guardian right away. Some people may not be who they say they are.
10. Treat others online, the way you want to be treated. If you think you or your friends are being cyberbullied, tell your teacher or school administrator. Examples of cyberbullying are when someone bothers you, calls you names, threatens you, and/or picks on you while you are online.
11. Use good manners and good computer behaviors. Anything you post online will be viewed by others. Before posting something online, always question yourself, "Will my parents, grandparents, or teachers be proud of what I posted". Being a good online citizen means not doing anything that hurts others or is against the law.
12. If you forget your password, ask your teacher for help.

Answer Key: 1H, 2B, 3I, 4G, 5C, 6A, 7I, 8D, 9E, 10F





TRUG Elementary Student Matching Activity

GLO 6 – Effective and Ethical User of Technology

 <p>A</p>	 <p>B</p>	 <p>C</p>
 <p>D</p>	 <p>E</p>	 <p>F</p>
 <p>G</p>	 <p>H</p>	 <p>I</p>
 <p>J</p>	 <p>A</p>	 <p>B</p>

Do the ETHICAL thing

Match the picture letter with the best fitting numbered items below:

- _____ Never share your name, email address, password and other personal information online even if they ask. Only share it with your teacher and your parent/guardian.
- _____ Ask your parent/guardian or teacher for the okay to post anything on social networks.
- _____ Do not click     without checking first with this person.
- _____ You should not make nor should you receive threats, bullying or any of the actions in this picture while on the Internet and computer. Tell a teacher or your parent.
- _____ These are pictures of devices talking to each other and is called "networking".
- _____ These are examples of electronic devices or digital devices. Some may not be used during school time, unless it is an emergency.
- _____ Having too many devices online at the same time will slow down the network for every student and teacher in the school. Only use your assigned school digital device during class.
- _____ These icons let you know you are connected to the Internet.
- _____ Copying information, pictures, videos, music found on the internet will get you in trouble if it is protected (copyrighted, registered, trademarked) and you do not identify the source in your school work.
- _____ Proceed with care. Do not drink or eat near your digital device. If possible put your device on a clean table to complete your school work.